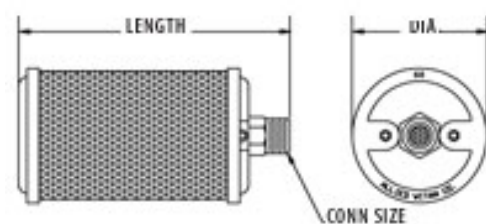


**FILTER SILENCERS**

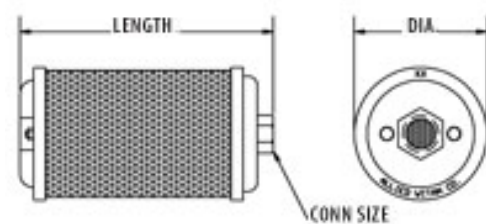


**FILTER SILENCERS**

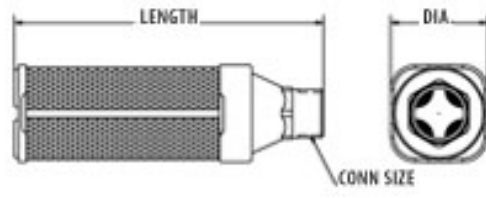
Single Chamber-Male  
1/8"- 2"



Single Chamber-Female  
1/8"- 2"



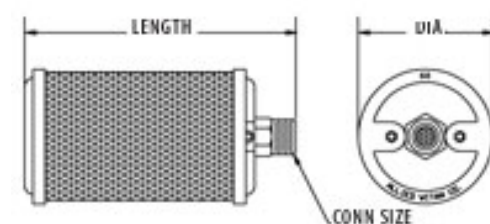
Multi-Chamber-Male  
3"- 6"



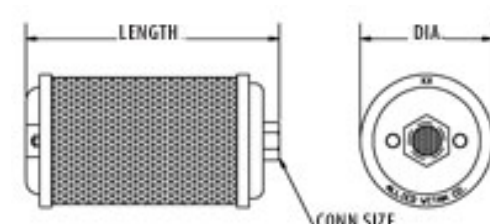
**FILTERS OUT DIRT PARTICLES AS SMALL AS 5 MICRON**

- Highly efficient filter – and effective muffler – performs equally well at high and low velocities
- Features easy-to-service design and durable construction for long life
- Designed for heavy-duty applications and sized for high flow rates and continuous operation
- Ideal for compressor intakes, pumps, reservoir vents and gear-housing breathers
- Replacement filter elements available
- Recommended for pressures up to 125 psi (8.6 Bar)

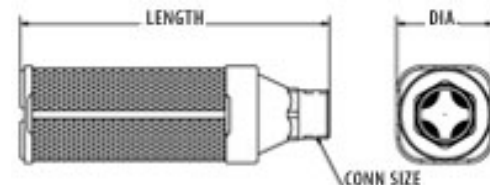
Single Chamber-Male  
1/8"- 2"



Single Chamber-Female  
1/8"- 2"



Multi-Chamber-Male  
3"- 6"



Conn Size	Model Type	Connection Thread Types			Dimensions			Replacement Element
		Male NPT Item Number	Female NPS Item Number	Male BSPT Item Number	Diameter	Length Male Female		
Single Chamber								
1/8	F01	0113001	0213001	0123001	1.84	3.12	2.81	0931001
1/4	F02	0113002	0213002	0123002	1.84	4.37	4.00	0931002
3/8	F00	0113000	0213000	0123000	2.59	5.12	4.56	0931000
1/2	F05	0113005	0213005	0123005	3.15	6.00	5.50	0931005
3/4	F07	0113007	0213007	0123007	3.40	7.18	6.68	0931007
1	F10	0113010	0213010	0123010	3.90	8.75	7.92	0931010
1-1/4	F12	0113012	0213012	0123012	3.90	8.75	8.00	0931012
1-1/2	F15	0113015	0213015	0123015	5.25	13.56	12.50	0931015
2	F20	0113020	0213020	0123020	5.25	18.87	17.75	0931020
Multi Chamber								
3	F30	0113030	-	0123030	7.00	22.93	-	0931030
4	F40	0113040	-	0123040	8.00	23.56	-	0931040
6	F60	0113060	-	0123060	11.00	30.93	-	0931060